Components

DIALOGS

Basic Dialog

— Header: Roboto Regular, 20 sp, #000 80%
— Button type: Roboto Medium, 14 sp, 25 tracking
— Button color: #000 80%, Swatch 500
— Content type: Roboto Regular, 16 sp, #000 60%

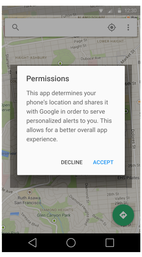

Dialogs contain an optional title, dialog content, and actions.

The **title** briefly describes the type of choice being made. The title is optional and should only be used when necessary.

Content describes the decision to be made.

Actions enable the user to proceed in their process by confirming a particular choice.

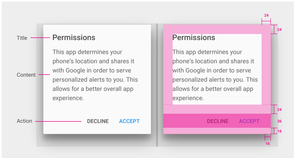

Button width and padding guidelines

Minimum width for buttons: 88 DP

Have at least ~16 DP of padding from button edge to text.

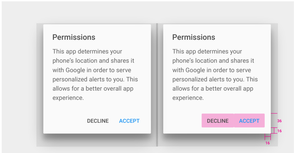

Side-by-side buttons

Side-by-side buttons are recommended when the text of each label does not exceed the maximum button width, such as the commonly used OK/Cancel buttons.

Max width for buttons in dialog:
(Dialog width - 16 DP - 16 DP) / 2

Example
For a 280 DP wide dialog:
(280 DP – 16 DP) / 2 = 124 DP

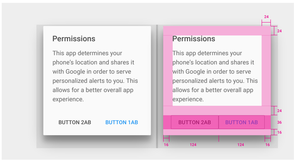

Stacked full-width buttons

When text labels exceed the maximum button width, you can use stacked buttons to accommodate the text.

Use stacked full-width buttons when flat button exceeds max width.

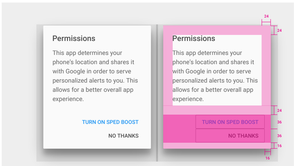

Larger format dialog

— Header: Roboto Regular, 20 sp, #000 80%
— Button type: Roboto Medium, 14 sp, 25 tracking
— Button color: #000 80%, Swatch 500
— Content type: Roboto Regular, 16 sp, #000 60%

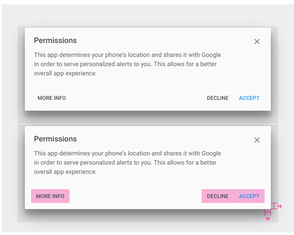

Bordered button dialog

— Header: Roboto Regular, 20 sp, #000 80%
— Button type: Roboto Medium, 14 sp, 25 tracking
— Button color: Swatch 500
— Content type: Roboto Regular, 16 sp, #000 60%

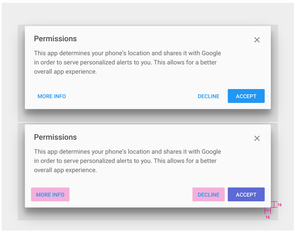

Standard dialogs

— Header: Roboto Regular, 24 sp, #FFF
— Content type: Roboto Regular, 16 sp, #FFF

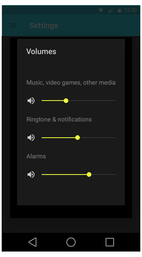

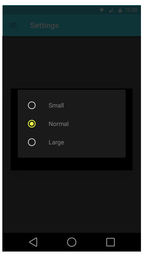

Customized dialogs

— Header: Roboto Regular, 34 sp, #000 80%
— Button type: Roboto Medium, 14 sp, 25 tracking
— Content type: Roboto Regular, 16 sp

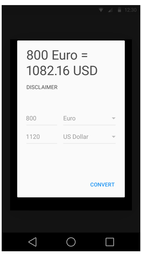

Scrolling
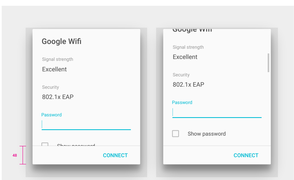
— Header: Roboto Regular, 24 sp, #000 80%
— Content type: Roboto Regular, 16 sp, #000 80%
— Label type: Roboto regular, 12 sp, #000 30%